



AirVisual Pro


The world's smartest air quality monitor



- The first step to improving the air we breathe is knowing what we breathe.
- The AirVisual Pro helps you to track, foresee and take action against invisible threats in the air.
- Controlling exposure to PM_{2.5} & CO₂ can help you to create healthier, more productive living and working environments.


Your AirVisual Pro allows you to ...

... MONITOR




Find the perfect balance between clean and fresh air by tracking invisible threats (PM_{2.5} and CO₂) both indoors and outdoors.

... COMPARE




Discover sources of air pollution by quickly comparing your air quality with outdoor readings from the nearest monitoring station.

... FORESEE



Plan ahead with air quality and weather forecasts to optimize health and comfort during your outdoor activities.

... TAKE ACTION



Breathe healthy air wherever you go by following the Node's quick fix tips, learned from your environment and habits.

Hardware

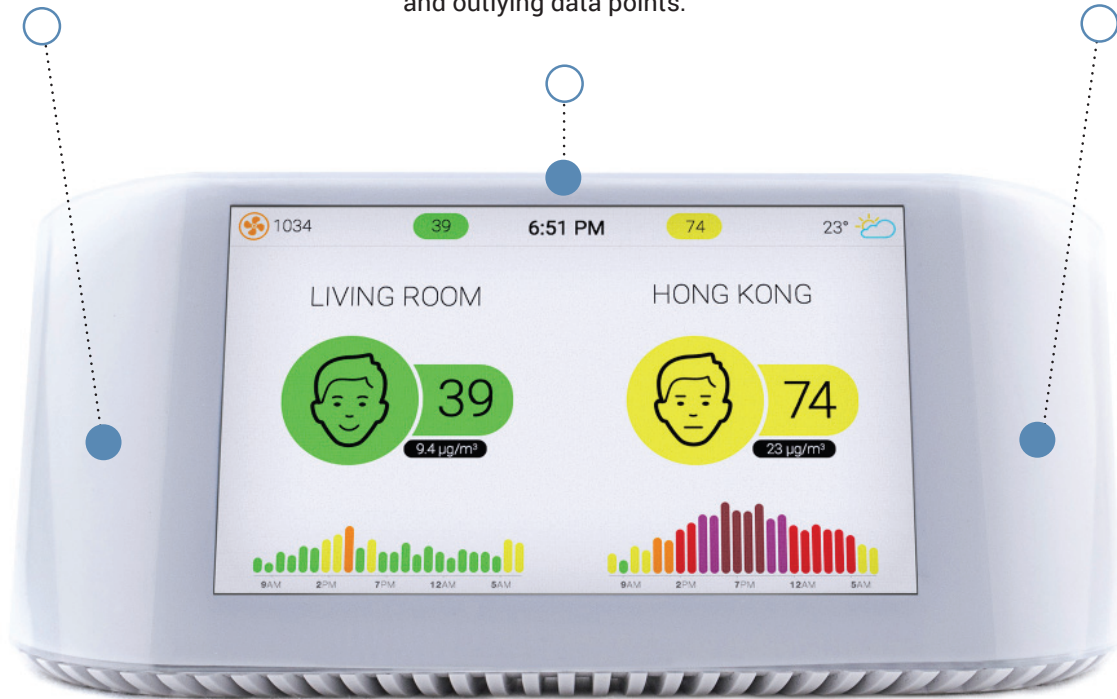
Cutting-edge laser technology counts microscopic PM_{2.5} particles in the air. Airflow control fans provide stable, reliable readings and improved durability.

Accuracy

The AirVisual Pro is the most accurate low-cost consumer device of its kind. Auto-calibration components instantly consider factors like temperature, humidity and outlying data points.

Network + Analytics

Cloud computing, big data and artificial intelligence provide the best predictive analytics on a small device.



PM_{2.5}



PM_{2.5} are tiny particles that damage your throat and lungs. This pollutant is particularly dangerous as its small size allows particles to directly enter your bloodstream from your lungs.



Indoor & Outdoor Data

See your indoor air quality next to outdoor readings from the nearest official monitoring station.

CO₂



High CO₂ levels mean you need fresh air. Stagnant air has less oxygen, and more bacteria, mold, and other harmful fumes.



Forecast

Plan ahead to minimize pollution exposure and discomfort outdoors. We'll keep you informed with air quality and weather data up to 3 days in advance.



Temperature

Make sure your environment is comfortable, as well as healthy.



Alerts

Receive notifications when air quality fails to meet standards. Smart integration allows you to control smart home devices with action-based rules.



Humidity

Dry air contributes to irritated sinuses, sore throat, itchy eyes and skin aging. Meanwhile, overly humid environments can bring about biological air pollutants such as dust mites and mold.



Advice

We take all of your air quality data into account so you don't have to. The AirVisual Pro learns from your indoor and outdoor environments to provide you the most productive and cost effective recommendations.

See the quality of the air you breathe – indoors and outdoors.



Key Features of the AirVisual app



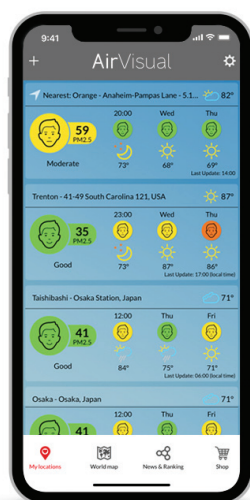
Historical, real-time and forecast air pollution data

Receive detailed figures on 6 key pollutants for more than 9,000 cities in 70+ countries.



72-hour air pollution and weather forecasts

Plan your outdoor activities to optimize comfort and health.



Health recommendations

Follow advice to lower your health risk and achieve minimum exposure to pollutants.



World map

Explore real-time pollution indices around the globe in a panoramic view.



Air pollution news and educational resources

Stay up to date on air pollution current events, medical findings and breaking news.

Enjoy enhanced features with the AirVisual app and website



- Home monitoring on the go
- Alerts when your air becomes unhealthy
- Hourly weather and air pollution forecast
- Community news & educational resources
- Air quality data for all of your favorite locations, indoors & outdoors

Technical Specifications: AirVisual Pro

General Specifications	
Dimensions	H 8.2 x W 18.4 x D 10 cm
Screen Size	12.7 cm LED screen
Battery Information	Rechargeable Lithium Ion - 2500 mAh capacity
Battery Life	Approximately 4 hours on a single charge
Wireless Technology	802.11 b/g/n - 2.4 GHz
Operating Temperature	0 to 40 °C
Sensor Specifications	
PM2.5 (Particulate Matter)	0.3 - 2.5 µm
CO2 (Carbon Dioxide)	400 - 10,000 ppm (parts per million)
Temperature	-10 to 40 °C
Humidity	0 - 95%
Features	
Unit Selection	Metric (°C) or Imperial (°F)
Air Quality Indices	American & Chinese AQI
Display Languages	3 user-selectable languages: English, Chinese, French
Supplied Accessories	Micro USB to USB cord, USB power adapter

Contact your authorised IQAir® Dealer for more information or visit www.iqair.com