

Mailstream Evolution™ inserting system

The perfect combination
of flexibility, productivity
and accuracy.



BlueCrest Mailstream Evolution™ inserting system – The perfect combination of flexibility, productivity and accuracy.



69%

of people are more likely to open a mailpiece with color text and graphics on the front before opening with no headline or graphic.

Powerful versatility

With the versatility of the Mailstream Evolution inserting system, you can do more and do it well. Your input can shift from cutsheets to continuous forms. Barcodes can vary in type and location. Final output can range from letter to flats.

The Mailstream Evolution is outstanding for processing simple or complex jobs and applications. Plus, it can easily switch between processing letters or flats for a wide range of sizes with our flexible document processing capabilities. The Mailstream Evolution gets you out of the ordinary with its capability to handle a wide range of materials and substrates.

Efficient productivity


The Mailstream Evolution gives you the ability to process at higher speeds. Even better, you can be confident that you'll meet SLAs by processing letters up to 14K cycles per hour and flats up to 9K cycles per hour. It minimizes downtimes with fast changeover capabilities. The Evolution is designed to increase system uptime with its high capacity friction and rotary feeders.

Plus, the simple setup features enable the simplification of changeover, thus ensuring quick, accurate and consistent results. And with its DirectView™ solutions featuring a new user interface and production dashboard, you can drive even greater operational performance.

Precise, accurate processing

Accuracy isn't something that you should want, it's something that you need... and with the Mailstream Evolution, it's yours. Built on the BlueCrest world-class Direct Connect™ inserter technology, the Mailstream Evolution provides optimum control with virtually any existing code technology. That makes it simple to account for every piece within a job.

The end-to-end precision material tracking also enables accurate matching of personalized documents driving greater cost efficiencies and relevancy. You'll also be able to enhance your customer's privacy with our exclusive Privacy Guard™ module, providing a final verification of each mailpiece.



JOG

JOG

Say Hi
Double
Respo



New job setup made easy:

Read barcodes anywhere on the document

Accommodate any input:

Flip and/or rotate every page

Accept more jobs:

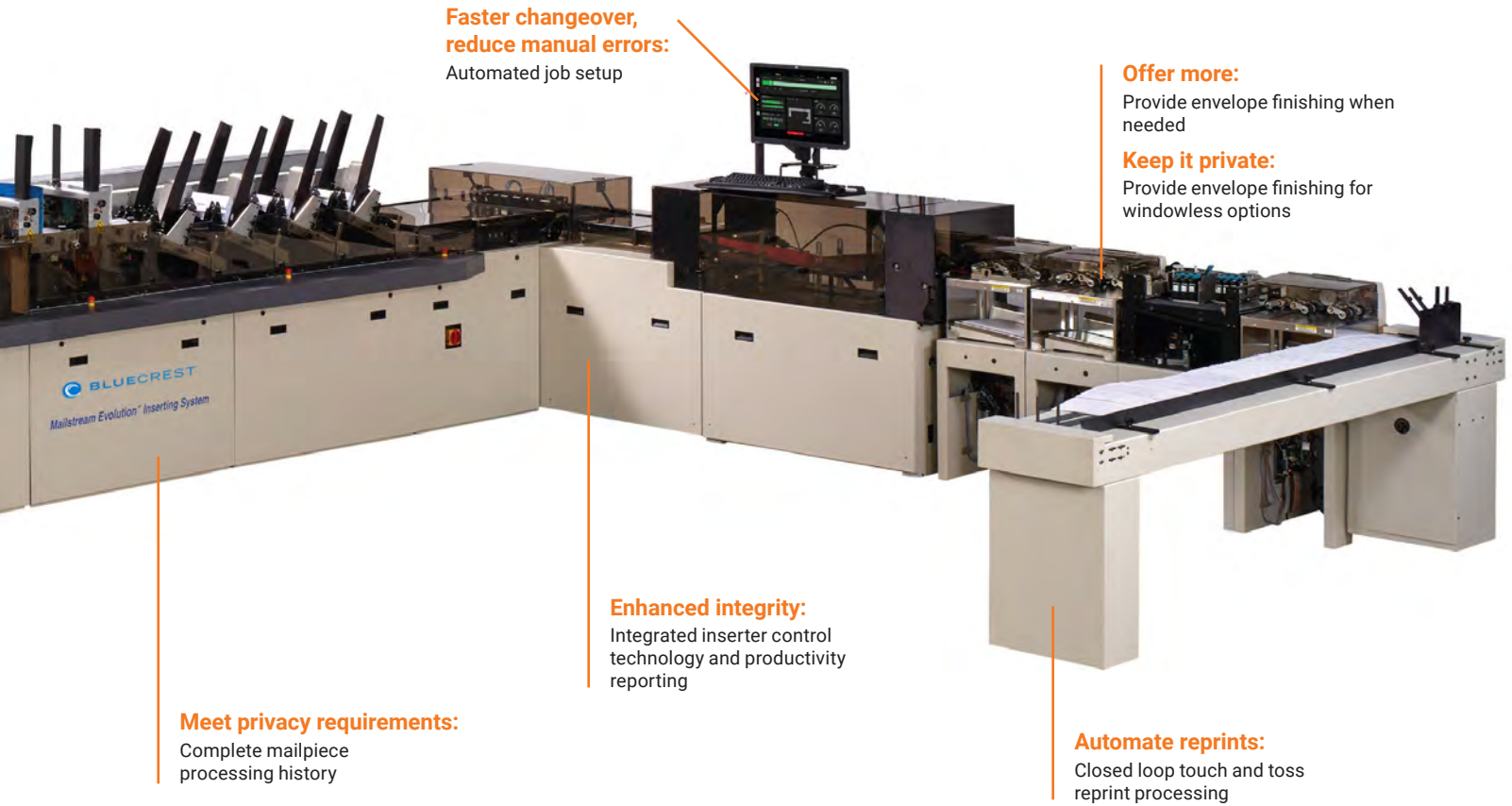
Add barcodes to any job for improved workflow and integrity

Meet the demands of the most challenging high volume print and mail operations with the Mailstream Evolution™ inserting system.

It combines efficient productivity, robust flexibility and unparalleled accuracy to deliver high performance results. With the Mailstream Evolution, you're

prepared to process a wide range of input, using a powerful platform. It features a flexible, efficient, modular platform that accurately processes

simple and complex applications to meet your current needs and can easily be expanded to meet your growing business requirements.



**Faster changeover,
reduce manual errors:**
Automated job setup


Offer more:
Provide envelope finishing when
needed

Keep it private:
Provide envelope finishing for
windowless options

Enhanced integrity:
Integrated inserter control
technology and productivity
reporting

Meet privacy requirements:
Complete mailpiece
processing history

Automate reprints:
Closed loop touch and toss
reprint processing



*With thousands of
installations around
the world, the
Mailstream Evolution™
is engineered for
consistent high-
performance results.*

Unparalleled flexibility

One thing the Mailstream Evolution™ isn't: a one-trick pony. This inserting system meets all of your needs and can expand as your requirements grow with its scalable, modular platform. Those expansions give your business more opportunities for revenue through customized envelope messaging, stitching options and more. Plus, it's designed to easily on-board new applications to meet your future needs.

- Cut Sheet or Continuous Form processing
- Universal stitching makes quick work of booklets, statements and more
- Dynamically merge multiple print streams to personalize content
- 100% variable, high quality relevant envelope printing: Choose from full color and monochrome.
- Quickly onboard new jobs and eliminate costly print stream changes with flexible scanning and material handling options
- High capacity envelope stacking with offset for easy zipbreak identification
- Productivity Reporting and SLA monitoring

Work smarter and increase uptime

Proven with thousands of installations around the world, the Mailstream Evolution system is engineered for consistent high performance operation, its motion control system controls, detects, corrects and adjusts the speed of variable thickness materials to achieve optimal throughput. What's more, the system's superior paper handling ability increases uptime. Even better, scheduled maintenance doesn't need to be performed as often.

Global service and support powered by BlueCrest

With BlueCrest, we're focused on your success. That includes world-class technical support that you can count on, including:

- Become productive quickly with best-in-class installation and integration of your inserting equipment
- Maximize your investment with optimum set-up of your equipment to best process your jobs and applications
- Track and capture production data to help achieve the highest levels of integrity and reporting in your operations
- Optimize your SLA performance as a result of production mail environment process improvement, saving you time and money
- Engage the right repair services, technical support and parts strategies to help optimize your equipment performance and productivity

Specifications

Max cycle speed

#7 3/4, #10, C6/5, DL	14,000 CPH
6x9, Stretch/brokerage, C5, B5	12,000 CPH
Flats	9,000 CPH

Enclosures

Feeder types	Friction, rotary
Number of feeders	Up to 24

Documents

Formats	Cut sheet/continuous form, single, multi-stream
---------	---



Intimus MP&O BeLux
Generaal de Wittelaan 17B
2800 Mechelen - Belgium

+ 2 (0)15 - 29 46 30
info@intimus-mpo.com
www.intimus-mpo.com